



# 2018 MAKING THE GRADE

## A CENTRAL TEXAS SCHOOL DISTRICT GUIDE

An in-depth look at the Travis, Williamson and Hays County school districts and their most recent accountability ratings. Information sourced from The Texas Education Agency (TEA). A state agency that oversees primary and secondary public education in the state of Texas. It helps deliver education to more than 5 million students.

**TNT**  
TEXAS NATIONAL TITLE  
A MOTHER LODE COMPANY

[WWW.TEXASNATIONALTITLE.COM](http://WWW.TEXASNATIONALTITLE.COM)

# TEA'S ACCOUNTABILITY REPORTING OVERVIEW

## TEXAS ACADEMIC PERFORMANCE REPORTS (TAPR)

The Texas Academic Performance Reports (TAPR) pull together a wide range of information on the performance of students in each school and district in Texas every year. Performance is shown disaggregated by student groups, including ethnicity and socioeconomic status. The reports also provide extensive information on school and district staff, programs, and student demographics. The data presented in this guide is from the 2017-2018 school year.

Due to the extensivity of the information found in the TAPRs, this guide will only highlight the findings on the school districts in Travis, Williamson and Hays Counties such as student, staff, graduation/drop out rates.

To view the entirety of the TAPRs, please visit <https://tea.texas.gov/2018accountability.aspx>

## TEA'S ACCOUNTABILITY RATINGS

TEA uses an accountability system to evaluate the academic performance of Texas public schools. Information from different sources is used to calculate and assign accountability ratings and award distinction designations. The accountability ratings are updated in August of each year. The ratings presented in this guide is from the 2017-2018 school year.

### WHO IS RATED?

#### Districts

Regular foundation school program (FSP) districts and special statutory districts are rated. Districts and charter operators are evaluated on the aggregate results of the campuses operated by the district and charter operator. New districts, including new charter districts, are evaluated the first year they report fall enrollment.

State-administered school districts, including Texas School for the Blind and Visually Impaired, Texas School for the Deaf, Texas Juvenile Justice Department, and Windham School District are not rated. Also, districts with no students enrolled in grades tested (3-12) are not rated.

#### Campuses

All public school campuses, including AECs and open-enrollment charter schools, are rated. New campuses and new open-enrollment charter schools are evaluated the first year they report fall enrollment. The pairing process is used to issue performance results for campuses (serving any grades from PK to 12) with no students enrolled in the grades tested.

### WHO IS NOT RATED?

#### Residential Facilities

Charter Districts and Alternative Education Campuses (AECs) identified as residential facilities and Alternative Education Accountability (AEA) charter districts that operate only residential facilities are not evaluated. Performance index results are reported, but a rating label is not assigned. Students enrolled in AECs and charter districts operating as residential facilities are excluded from the reported performance information if Public Education Information Management System (PEIMS) student attribution codes were submitted accurately.

#### Juvenile Justice Alternative Education Programs (JJAEPs) and Disciplinary Alternative Education Programs (DAEPs)

Campuses identified as JJAEPs and DAEPs are not evaluated. State statute and statutory intent prohibit the attribution of student performance results to JJAEPs and DAEPs. This means that attendance and performance data for students served in JJAEPs and DAEPs are reported to the students' home campuses, and the home campus is evaluated based on the results.

#### Short-Term campuses

Campuses that serve students in grades 3-12, but have no test results for evaluation (due to the accountability subset) are not rated. This includes AECs with short-term student placements.

#### Charter campuses with no students in grades tested

Open-enrollment charter schools that do not serve students in grades 3-12 are not rated.

#### Campuses with students enrolled in grades 3-12 that have no test results Campuses with students enrolled in grades 3-12 and without test results for evaluation

(due to the accountability subset) are not rated.

## OVERVIEW OF THE 2018 ACCOUNTABILITY SYSTEM

The overall design of the accountability system evaluates performance according to three domains:

**Student Achievement** evaluates performance across all subjects for all students, on both general and alternate assessments, College, Career, and Military Readiness (CCMR) indicators, and graduation rates.

**School Progress** measures district and campus outcomes in two areas: the number of students that grew at least one year academically (or are on track) as measured by STAAR results and the achievement of all students relative to districts or campuses with similar economically disadvantaged percentages.

**Closing the Gaps** uses disaggregated data to demonstrate differentials among racial/ethnic groups, socioeconomic backgrounds and other factors. The indicators included in this domain, as well as the 2018 Accountability Manual 4 Chapter 1—2018 Accountability Overview domain's construction, align the state accountability system with the Every Student Succeeds Act (ESSA).

### RATING LABELS

Districts and campuses receive an overall rating, as well as a rating for each domain.

The 2018 rating labels for districts and campuses are as follows.

#### DISTRICTS

**A, B, C, or D:** Assigned for overall performance and for performance in each domain to districts (including those evaluated under alternative education accountability [AEA]) that meet the performance target for the letter grade

**F:** Assigned for overall performance and for performance in each domain to districts (including AEAs) that do not meet the performance target to earn at least a D

**Not Rated:** Assigned to districts that—under certain, specific circumstances—do not receive a rating

#### CAMPUSES

**Met Standard** indicates acceptable performance and is assigned to campuses that meet the targets in overall performance and for performance in each domain

**Met Alternative Standard** overall performance and for performance in each domain to alternative education campuses evaluated under AEA provisions that meet the performance targets

**Improvement Required** indicates overall performance and for performance in each domain to campuses (including AECs) that do not meet the performance targets

**Not Rated** assigned under certain, specific circumstances—do not receive a rating

### DISTINCTION DESIGNATIONS

Campuses that receive an accountability rating of Met Standard are eligible to earn distinction designations. Distinction designations are awarded for achievement in several areas and are based on performance relative to a group of campuses of similar type, size, grade span, and student demographics. The distinction designation indicators are typically separate from those used to assign accountability ratings. Districts that receive a rating of A, B, C, or D are eligible for a distinction designation in postsecondary readiness.

- **Academic Achievement in English Language Arts/Reading** (campus only)
- **Academic Achievement in Mathematics** (campus only)
- **Academic Achievement in Science** (campus only)
- **Academic Achievement in Social Studies** (campus only)
- **Top 25 Percent: Comparative Academic Growth** (campus only)
- **Top 25 Percent: Comparative Closing the Gaps** (campus only)
- **Postsecondary Readiness** (campus only)

# 2017-2018 CENTRAL TEXAS SCHOOL DISTRICT INFORMATION:

# TRAVIS COUNTY

## AUSTIN ISD www.austinisd.org

### DISTRICT SNAPSHOT

|  |          |
|--|----------|
| Overall TEA Grading (2017-2018)            | <b>B</b> |
| Number of Campuses                         | 129      |
| Total Students (2017-2018)                 | 81,346   |
| Total Staff (2017 Teachers/Admin)          | 11,447   |
| STAAR Testing (Met Grade Level)            | 52%      |
| Dropout Rate (Grades 9-12)                 | 0.8%     |
| Four-Year Graduation Rate                  | 93.3%    |
| Scored At or Above the College Ready Level | 57.7%    |

SAT, ACT, or TSA

### TEA ACCOUNTABILITY RATING

| CAMPUS                           | RATING             |
|----------------------------------|--------------------|
| Akins High School                | Met Standard       |
| Comparative Academic Growth      | Distinction Earned |
| Postsecondary Readiness          | Distinction Earned |
| Comparative Closing the Gaps     | Distinction Earned |
| Allison Elementary School        | Met Standard       |
| Alternative Learning Center      | Not Rated          |
| Anderson High School             | Met Standard       |
| ELA/Reading                      | Distinction Earned |
| Mathematics                      | Distinction Earned |
| Science                          | Distinction Earned |
| Social Studies                   | Distinction Earned |
| Postsecondary Readiness          | Distinction Earned |
| Andrews Elementary School        | Met Standard       |
| Austin High School               | Met Standard       |
| ELA/Reading                      | Distinction Earned |
| Postsecondary Readiness          | Distinction Earned |
| Austin ISD Child Development Ctr | Met Standard       |
| Austin St. Hospital              | Not Rated          |
| Bailey Middle School             | Met Standard       |
| Baldwin Elementary School        | Met Standard       |
| Baranoff Elementary School       | Met Standard       |
| Barrington Elementary School     | Met Standard       |
| Barton Hills Elementary School   | Met Standard       |
| Science                          | Distinction Earned |
| Becker Elementary School         | Met Standard       |
| Science                          | Distinction Earned |
| Bedichek Middle School           | Met Standard       |
| Science                          | Distinction Earned |

Blackshear Elementary School  
Science  
Postsecondary Readiness

Blanton Elementary School  
Mathematics  
Postsecondary Readiness  
Comparative Closing the Gaps

Blazier Elementary School  
Mathematics  
Science  
Comparative Academic Growth  
Postsecondary Readiness  
Comparative Closing the Gaps

Boone Elementary School  
ELA/Reading  
Science

Bowie High School  
Mathematics  
Science  
Social Studies  
Comparative Academic Growth  
Postsecondary Readiness  
Comparative Closing the Gaps

Brentwood Elementary School  
Science

Brooke Elementary School  
Science

Brown Elementary School  
Comparative Closing the Gaps

Bryker Wood Elementary School  
Burnet Middle School

Campbell Elementary School  
Casey Elementary School

ELA/Reading  
Casis Elementary School  
ELA/Reading

Clayton Elementary School  
ELA/Reading  
Postsecondary Readiness  
Comparative Closing the Gaps

Cook Elementary School  
Covington Middle School

ELA/Reading  
Comparative Academic Growth  
Distinction Earned

Cowan Elementary School  
ELA/Reading  
Postsecondary Readiness

Crockett High School  
Postsecondary Readiness  
Comparative Closing the Gaps

Cunningham Elementary School  
Comparative Academic Growth

DAEP Elementary School  
Davis Elementary School

Dawson Elementary School  
Science

Dell Children's Medical Center  
Dobie Middle School

Dobie PK Center  
Doss Elementary School

ELA/Reading  
Postsecondary Readiness

Eastside Memorial at The Johnstons  
Fulmore Middle School  
ELA/Reading  
Science

Social Studies  
Postsecondary Readiness

Galindo Elementary School  
Garcia YMLA

Met Standard  
Distinction Earned  
Distinction Earned

Met Standard  
Distinction Earned  
Distinction Earned  
Distinction Earned

Met Standard  
Distinction Earned  
Distinction Earned  
Distinction Earned  
Distinction Earned

Met Standard  
Distinction Earned  
Distinction Earned

Met Standard  
Distinction Earned  
Distinction Earned  
Distinction Earned  
Distinction Earned

Met Standard  
Distinction Earned

Met Standard  
Distinction Earned

Met Standard  
Distinction Earned

Met Standard  
Improvement Required

Met Standard  
Met Standard

Met Standard  
Distinction Earned

Met Standard  
Distinction Earned  
Distinction Earned  
Distinction Earned

Met Standard  
Met Standard

Met Standard  
Distinction Earned  
Distinction Earned

Met Standard  
Distinction Earned  
Distinction Earned

Met Standard  
Distinction Earned  
Distinction Earned

Met Standard  
Distinction Earned

Not Rated  
Met Standard

Met Standard  
Met Standard

Not Rated  
Met Standard

Met Standard  
Met Standard

Met Standard  
Distinction Earned  
Distinction Earned

Met Standard  
Distinction Earned  
Distinction Earned  
Distinction Earned

Met Standard  
Met Standard

Met Standard  
Met Standard

Garza Independence High School  
Gorzycski Middle School  
Science  
Postsecondary Readiness

Govalle Elementary School  
Comparative Academic Growth

Graduation Prep Acad. Lanier  
Graduation Prep Acad. Travis

Graham Elementary School  
ELA/Reading  
Mathematics  
Science

Comparative Academic Growth  
Postsecondary Readiness  
Comparative Closing the Gaps

Guerrero Thompson Elementary School  
Met Standard  
Distinction Earned  
Distinction Earned  
Distinction Earned

Gullett Elementary School  
ELA/Reading  
Mathematics

Comparative Academic Growth  
Postsecondary Readiness  
Comparative Closing the Gaps

Harris Elementary School

Hart Elementary School

Highland Park Elementary School  
ELA/Reading  
Science

Postsecondary Readiness  
Comparative Closing the Gaps

Hill Elementary School  
Houston Elementary School

Science

International High School

Jordan Elementary School

Joslin Elementary School

Kealing Middle School

ELA/Reading  
Mathematics

Science  
Comparative Academic Growth

Postsecondary Readiness

Kiker Elementary School

ELA/Reading  
Postsecondary Readiness

Comparative Closing the Gaps

Kocurek Elementary School

Lamar Middle School

Langford Elementary School

Comparative Academic Growth

Lanier High School

ELA/Reading  
Postsecondary Readiness

Comparative Closing the Gaps

Lasa High School

ELA/Reading  
Mathematics

Science  
Social Studies

Comparative Academic Growth  
Postsecondary Readiness

Comparative Closing the Gaps

LBJ High School

ELA/Reading  
Science

Postsecondary Readiness  
Comparative Closing the Gaps

Leadership Academy

Lee Elementary School

Linder Elementary School

Maplewood Elementary School

Martin Middle School

Science

Mathews Elementary School

ELA/Reading  
Comparative Academic Growth

Postsecondary Readiness  
Comparative Closing the Gaps

McBee Elementary School

Met Standard  
Met Standard  
Distinction Earned

Met Standard  
Distinction Earned

Met Standard  
Met Standard

Met Standard  
Distinction Earned  
Distinction Earned  
Distinction Earned

Met Standard  
Distinction Earned  
Distinction Earned

Met Standard  
Distinction Earned  
Distinction Earned  
Distinction Earned

Met Standard  
Distinction Earned  
Distinction Earned

Met Standard  
Distinction Earned  
Distinction Earned

Met Standard

Met Standard

Met Standard  
Distinction Earned  
Distinction Earned

Met Standard  
Distinction Earned

Met Standard

Met Standard

Met Standard

Met Standard

Met Standard

Met Standard  
Distinction Earned

Distinction Earned  
Distinction Earned

Distinction Earned

Distinction Earned

Met Standard

Met Standard

Met Standard

Met Standard

Met Standard

Met Standard  
Distinction Earned

Distinction Earned  
Distinction Earned

Distinction Earned

Met Standard

Distinction Earned  
Distinction Earned

Distinction Earned

Met Standard

Met Standard

Met Standard

Met Standard

Met Standard

Met Standard

Met Standard

Met Standard

Met Standard

Met Standard

Met Standard

Met Standard

Met Standard

Met Standard

Met Standard

Met Standard

Met Standard



# 2017-2018 CENTRAL TEXAS SCHOOL DISTRICT INFORMATION:

# TRAVIS COUNTY

|  |   |
|--|---|
| McCallum High School<br>ELA/Reading<br>Mathematics<br>Postsecondary Readiness  | <b>Met Standard</b><br>Distinction Earned<br>Distinction Earned<br>Distinction Earned   |
| Menchaca Elementary School   | <b>Met Standard</b>   |
| Mendez Middle School   | <b>Improvement Required</b>   |
| Metz Elementary School   | <b>Met Standard</b>   |
| Mills Elementary School<br>Comparative Closing the Gaps  | <b>Met Standard</b><br>Distinction Earned   |
| Murchison Middle School  | <b>Met Standard</b>   |
| Norman Elementary School<br>Comparative Academic Growth<br>Postsecondary Readiness<br>Comparative Closing the Gaps   | <b>Met Standard</b><br>Distinction Earned<br>Distinction Earned<br>Distinction Earned   |
| O Henry Middle School<br>Science   | <b>Met Standard</b><br>Distinction Earned   |
| Oak Hill Elementary School<br>ELA/Reading<br>Science   | <b>Met Standard</b><br>Distinction Earned<br>Distinction Earned   |
| Oak Springs Elementary School  | <b>Met Standard</b>   |
| Odum Elementary School   | <b>Met Standard</b>   |
| Ortega Elementary School<br>Science<br>Postsecondary Readiness<br>Comparative Closing the Gaps   | <b>Met Standard</b><br>Distinction Earned<br>Distinction Earned<br>Distinction Earned   |
| Overton Elementary School  | <b>Met Standard</b>   |
| Padron Elementary School   | <b>Met Standard</b>   |
| Palm Elementary School   | <b>Met Standard</b>   |
| Paredes Middle School  | <b>Met Standard</b>   |
| Patton Elementary School   | <b>Met Standard</b>   |
| Pease Elementary School  | <b>Met Standard</b>   |
| Pecan Springs Elementary School<br>ELA/Reading<br>Postsecondary Readiness  | <b>Met Standard</b><br>Distinction Earned<br>Distinction Earned   |
| Perez Elementary School  | <b>Met Standard</b>   |
| Phoenix Academy  | <b>Not Rated</b>  |
| Pickle Elementary School   | <b>Met Standard</b>   |
| Pillow Elementary School   | <b>Met Standard</b>   |
| Pleasant Hill Elementary School<br>Science   | <b>Met Standard</b><br>Distinction Earned   |
| Reagan High School<br>ELA/Reading<br>Social Studies<br>Postsecondary Readiness<br>Comparative Closing the Gaps   | <b>Met Standard</b><br>Distinction Earned<br>Distinction Earned<br>Distinction Earned<br>Distinction Earned   |
| Reilly Elementary School<br>Postsecondary Readiness  | <b>Met Standard</b><br>Earned   |
| Richards School for Yng. Women Lead.<br>ELA/Reading<br>Mathematics<br>Science<br>Social Studies<br>Postsecondary Readiness<br>Comparative Closing the Gaps | <b>Met Standard</b><br>Distinction Earned<br>Distinction Earned<br>Distinction Earned<br>Distinction Earned<br>Distinction Earned<br>Distinction Earned |
| Ridgetop Elementary School   | <b>Met Standard</b>   |
| Rodriguez Elementary School  | <b>Met Standard</b>   |
| Rosedale School  | <b>Met Standard</b>   |
| Sadler Means YWLA  | <b>Improvement Required</b>   |
| Sanchez Elementary School  | <b>Met Standard</b>   |
| Sims Elementary School<br>Comparative Academic Growth<br>Postsecondary Readiness<br>Comparative Closing the Gaps   | <b>Met Standard</b><br>Distinction Earned<br>Distinction Earned<br>Distinction Earned   |
| Small Middle School  | <b>Met Standard</b>   |
| St. Elmo Elementary School<br>Science  | <b>Met Standard</b><br>Distinction Earned   |
| Summit Elementary School   | <b>Met Standard</b>   |
| Sunset Valley Elementary School<br>ELA/Reading<br>Science  | <b>Met Standard</b><br>Distinction Earned<br>Distinction Earned   |
| Travis County Day School   | <b>Not Rated</b>  |
| Travis County JJAEP  | <b>Not Rated</b>  |
| Travis County Juvenile Detention Center  | <b>Not Rated</b>  |
| Travis High School<br>ELA/Reading<br>Science<br>Comparative Academic Growth  | <b>Met Standard</b><br>Distinction Earned<br>Distinction Earned<br>Distinction Earned   |

|  |   |
|--|---|
| Postsecondary Readiness<br>Comparative Closing the Gaps  | Distinction Earned<br>Distinction Earned  |
| Travis HTS Elementary School<br>ELA/Reading<br>Mathematics<br>Science<br>Comparative Academic Growth | <b>Met Standard</b><br>Distinction Earned<br>Distinction Earned<br>Distinction Earned<br>Distinction Earned |
| Uphaus Early Childhood Center  | <b>Met Standard</b>   |
| Walnut Creek Elementary School   | <b>Met Standard</b>   |
| Webb Middle School   | <b>Met Standard</b>   |
| Webb PRI Center  | <b>Met Standard</b>   |
| Widen Elementary School  | <b>Improvement Required</b>   |
| Williams Elementary School<br>Comparative Academic Growth  | <b>Met Standard</b><br>Distinction Earned   |
| Winn Elementary School<br>Science  | <b>Met Standard</b><br>Distinction Earned   |
| Wooldridge Elementary School   | <b>Met Standard</b>   |
| Wooten Elementary School<br>Comparative Closing the Gaps   | <b>Met Standard</b><br>Distinction Earned   |
| Zavala Elementary School<br>Postsecondary Readiness<br>Comparative Closing the Gaps                  | <b>Met Standard</b><br>Distinction Earned<br>Distinction Earned   |
| Zilker Elementary School   | <b>Met Standard</b>   |

## DEL VALLE ISD www.dvisd.net


|   |                |
|---|----------------|
| <b>DISTRICT SNAPSHOT</b>  |                |
| Overall TEA Grading (2017-2018)                                 | <b>D</b>       |
| Number of Campuses  | <b>13</b>      |
| Total Students (2017-2018)                                      | <b>11,169</b>  |
| Total Staff (2017 Teachers/Admin)                               | <b>1,641.6</b> |
| Meets Grade Level on STAAR Testing                              | <b>31%</b>     |
| Dropout Rate (Grades 9-12)                                      | <b>1.6%</b>    |
| Four-Year Graduation Rate                                       | <b>91.8</b>    |
| Scored At or Above the College Ready Level<br>SAT, ACT, or TSIA | <b>24.5%</b>   |

|   |   |
|---|---|
| <b>TEA ACCOUNTABILITY RATING</b>  | <b>RATING</b>   |
| <b>CAMPUS</b>   |   |
| Baty Elementary School  | <b>Met Standard</b>   |
| Creedmoor Elementary School   | <b>Met Standard</b>   |
| Dailey Middle School  | <b>Met Standard</b>   |
| Del Valle Elementary School   | <b>Met Standard</b>   |
| Del Valle High School<br>Science<br>Social Studies<br>Postsecondary Readiness | <b>Met Standard</b><br>Distinction Earned<br>Distinction Earned<br>Distinction Earned |
| Del Valle Middle School   | <b>Met Standard</b>   |
| Del Valle Opportunity Center  | <b>Met Standard</b>   |
| Hillcrest Elementary School   | <b>Met Standard</b>   |
| Hornsby-Dunlap Elementary School  | <b>Met Standard</b>   |
| John P. Ojeda Junior High   | <b>Met Standard</b>   |
| Joseph Gilbert Elementary School  | <b>Met Standard</b>   |
| Popham Elementary School  | <b>Met Standard</b>   |
| Smith Elementary School   | <b>Met Standard</b>   |

## EANES ISD www.eanes.k12.tx.us

|   |                |
|---|----------------|
| <b>DISTRICT SNAPSHOT</b>  |                |
| Overall TEA Grading (2017-2018)                                 | <b>A</b>       |
| Number of Campuses  | <b>10</b>      |
| Total Students (2017-2018)                                      | <b>8,055</b>   |
| Total Staff (2017 Teachers/Admin)                               | <b>1,113.7</b> |
| STAAR Testing (Met Grade Level)                                 | <b>82%</b>     |
| Dropout Rate (Grades 9-12)                                      | <b>0.1%</b>    |
| Four-Year Graduation Rate                                       | <b>98.9</b>    |
| Scored At or Above the College Ready Level<br>SAT, ACT, or TSIA | <b>84.2%</b>   |

|  |   |
|--|---|
| <b>TEA ACCOUNTABILITY RATING</b>   | <b>RATING</b>   |
| <b>CAMPUS</b>  |   |
| Barton Creek Elementary School<br>Science<br>Comparative Academic Growth<br>Comparative Closing the Gaps                                   | <b>Met Standard</b><br>Distinction Earned<br>Distinction Earned<br>Distinction Earned   |
| Bridge Point Elementary School<br>ELA/Reading<br>Postsecondary Readiness<br>Comparative Closing the Gaps                                   | <b>Met Standard</b><br>Distinction Earned<br>Distinction Earned<br>Distinction Earned   |
| Cedar Creek Elementary School<br>Comparative Closing the Gaps  | <b>Met Standard</b><br>Distinction Earned   |
| Eanes Elementary School  | <b>Met Standard</b>   |
| Forest Trail Elementary School<br>Postsecondary Readiness<br>Comparative Closing the Gaps  | <b>Met Standard</b><br>Distinction Earned<br>Distinction Earned   |
| Hill Country Middle School<br>Social Studies<br>Postsecondary Readiness  | <b>Met Standard</b><br>Distinction Earned<br>Distinction Earned   |
| Valley View Elementary School  | <b>Met Standard</b>   |
| West Ridge Middle School<br>ELA/Reading<br>Social Studies<br>Postsecondary Readiness<br>Comparative Closing the Gaps                       | <b>Met Standard</b><br>Distinction Earned<br>Distinction Earned<br>Distinction Earned<br>Distinction Earned   |
| Westlake High School<br>ELA/Reading<br>Mathematics<br>Science<br>Social Studies<br>Postsecondary Readiness<br>Comparative Closing the Gaps | <b>Met Standard</b><br>Distinction Earned<br>Distinction Earned<br>Distinction Earned<br>Distinction Earned<br>Distinction Earned<br>Distinction Earned |



# 2017-2018 CENTRAL TEXAS SCHOOL DISTRICT INFORMATION:

# TRAVIS COUNTY

## ELGIN ISD

www.elginisd.net

### DISTRICT SNAPSHOT

|  |       |
|--|-------|
| Overall TEA Grading (2017-2018)                                | C     |
| Number of Campuses   | 7     |
| Total Students (2017-2018)                                     | 4,307 |
| Total Staff (2017 Teachers/Admin)                              | 614.3 |
| STAAR Testing (Met Grade Level)                                | 29%   |
| Dropout Rate (Grades 9-12)                                     | 0.7%  |
| Four-Year Graduation Rate                                      | 98.7% |
| Scored At or Above the College Ready Level (SAT, ACT, or TSIA) | 46.9% |

### TEA ACCOUNTABILITY RATING

| CAMPUS                                | RATING               |
|---------------------------------------|----------------------|
| Booker T Washington Elementary School | Met Standard         |
| Elgin Elementary School               | Met Standard         |
| Elgin High School                     | Met Standard         |
| ELA/Reading                           | Distinction Earned   |
| Science                               | Distinction Earned   |
| Social Studies                        | Distinction Earned   |
| Postsecondary Readiness               | Distinction Earned   |
| Elgin Middle School                   | Met Standard         |
| Neidig Elementary School              | Improvement Required |
| Phoenix High School                   | Improvement Required |

## LAKE TRAVIS ISD

www.laketravis.txed.net

### DISTRICT SNAPSHOT

|  |         |
|--|---------|
| Overall TEA Grading (2017-2018)                                | A       |
| Number of Campuses   | 9       |
| Total Students (2017-2018)                                     | 10,382  |
| Total Staff (2017 Teachers/Admin)                              | 1,049.7 |
| STAAR Testing (Met Grade Level)                                | 74%     |
| Dropout Rate (Grades 9-12)                                     | 0.9%    |
| Four-Year Graduation Rate                                      | 96.1%   |
| Scored At or Above the College Ready Level (SAT, ACT, or TSIA) | 72.1%   |

### TEA ACCOUNTABILITY RATING

| CAMPUS                               | RATING             |
|--------------------------------------|--------------------|
| Bee Cave Elementary School           | Met Standard       |
| Hudson Bend Middle School            | Met Standard       |
| ELA/Reading                          | Distinction Earned |
| Science                              | Distinction Earned |
| Social Studies                       | Distinction Earned |
| Comparative Academic Growth          | Distinction Earned |
| Postsecondary Readiness              | Distinction Earned |
| Comparative Closing the Gaps         | Distinction Earned |
| Lake Pointe Elementary School        | Met Standard       |
| ELA/Reading                          | Distinction Earned |
| Postsecondary Readiness              | Distinction Earned |
| Comparative Closing the Gaps         | Distinction Earned |
| Lake Travis Elementary School        | Met Standard       |
| Science                              | Distinction Earned |
| Lake Travis High School              | Met Standard       |
| ELA/Reading                          | Distinction Earned |
| Science                              | Distinction Earned |
| Lake Travis Middle School            | Met Standard       |
| Social Studies                       | Distinction Earned |
| Lakeway Elementary School            | Met Standard       |
| Comparative Closing the Gaps         | Distinction Earned |
| Serene Hills Elementary School       | Met Standard       |
| Comparative Closing the Gaps         | Distinction Earned |
| West Cypress Hills Elementary School | Met Standard       |

## LEANDER ISD

www.leanderisd.org

### DISTRICT SNAPSHOT

|  |        |
|--|--------|
| Overall TEA Grading (2017-2018)                                | B      |
| Number of Campuses   | 43     |
| Total Students (2017-2018)                                     | 38,936 |
| Total Staff (2017 Teachers/Admin)                              | 4,698  |
| STAAR Testing (Met Grade Level)                                | 65%    |
| Dropout Rate (Grades 9-12)                                     | 0.1%   |
| Four-Year Graduation Rate                                      | 96.9%  |
| Scored At or Above the College Ready Level (SAT, ACT, or TSIA) | 65.4%  |

### TEA ACCOUNTABILITY RATING

| CAMPUS                              | RATING             |
|-------------------------------------|--------------------|
| Ada Mae Faubion Elementary School   | Met Standard       |
| Artie L Henry Middle School         | Met Standard       |
| Science                             | Distinction Earned |
| Social Studies                      | Distinction Earned |
| Comparative Academic Growth         | Distinction Earned |
| Postsecondary Readiness             | Distinction Earned |
| Comparative Closing the Gaps        | Distinction Earned |
| Bagdad Elementary School            | Met Standard       |
| Block House Creek Elementary School | Met Standard       |
| C C Mason Elementary School         | Met Standard       |
| Comparative Academic Growth         | Distinction Earned |

|                                     |                      |
|-------------------------------------|----------------------|
| Canyon Ridge Middle School          | Met Standard         |
| Science                             | Distinction Earned   |
| Postsecondary Readiness             | Distinction Earned   |
| Comparative Closing the Gaps        | Distinction Earned   |
| Cedar Park High School              | Met Standard         |
| Science                             | Distinction Earned   |
| Postsecondary Readiness             | Distinction Earned   |
| Comparative Closing the Gaps        | Distinction Earned   |
| Cedar Park Middle School            | Met Standard         |
| Comparative Closing the Gaps        | Distinction Earned   |
| Charlotte Cox Elementary School     | Met Standard         |
| ELA/Reading                         | Distinction Earned   |
| Science                             | Distinction Earned   |
| Comparative Academic Growth         | Distinction Earned   |
| Christine Camacho Elem.             | Improvement Required |
| Cypress Elementary School           | Met Standard         |
| Deer Creek Elementary School        | Met Standard         |
| Florence W Stiles Middle School     | Met Standard         |
| Four Points Middle School           | Met Standard         |
| ELA/Reading                         | Distinction Earned   |
| Science                             | Distinction Earned   |
| Social Studies                      | Distinction Earned   |
| Postsecondary Readiness             | Distinction Earned   |
| Glenn High School                   | Met Standard         |
| Social Studies                      | Distinction Earned   |
| Grandview Hills Elementary School   | Met Standard         |
| ELA/Reading                         | Distinction Earned   |
| Mathematics                         | Distinction Earned   |
| Comparative Academic Growth         | Distinction Earned   |
| Postsecondary Readiness             | Distinction Earned   |
| Comparative Closing the Gaps        | Distinction Earned   |
| Jim Plain Elementary School         | Met Standard         |
| Knox Wiley Middle School            | Met Standard         |
| Comparative Academic Growth         | Distinction Earned   |
| Laura Welch Bush Elementary School  | Met Standard         |
| Mathematics                         | Distinction Earned   |
| Science                             | Distinction Earned   |
| Comparative Academic Growth         | Distinction Earned   |
| Postsecondary Readiness             | Distinction Earned   |
| Comparative Closing the Gaps        | Distinction Earned   |
| Leander High School                 | Met Standard         |
| Mathematics                         | Earned               |
| Social Studies                      | Earned               |
| Comparative Closing the Gaps        | Earned               |
| Leander Middle School               | Met Standard         |
| Social Studies                      | Distinction Earned   |
| Comparative Academic Growth         | Distinction Earned   |
| Comparative Closing the Gaps        | Distinction Earned   |
| Lois F Giddens Elementary School    | Met Standard         |
| New Hope High School                | Met Alt. Standard    |
| Officer Leonard A Reed Elem. School | Met Standard         |
| Parkside Elementary School          | Met Standard         |
| Patricia Knowles Elementary School  | Met Standard         |
| Pauline Naumann Elementary School   | Met Standard         |
| Comparative Academic Growth         | Distinction Earned   |
| Pleasant Hill Elementary School     | Met Standard         |
| River Place Elementary School       | Met Standard         |
| ELA/Reading                         | Distinction Earned   |
| River Ridge Elementary School       | Met Standard         |
| Mathematics                         | Distinction Earned   |
| Science                             | Distinction Earned   |
| Comparative Academic Growth         | Distinction Earned   |
| Comparative Closing the Gaps        | Distinction Earned   |
| Ronald Reagan Elementary School     | Met Standard         |
| Rouse High School                   | Met Standard         |
| Comparative Closing the Gaps        | Distinction Earned   |
| Running Brushy Middle School        | Met Standard         |
| Comparative Academic Growth         | Distinction Earned   |
| Comparative Closing the Gaps        | Distinction Earned   |
| Rutledge Elementary School          | Met Standard         |
| Science                             | Distinction Earned   |
| Comparative Closing the Gaps        | Distinction Earned   |
| Steiner Ranch Elementary School     | Met Standard         |
| ELA/Reading                         | Distinction Earned   |
| Comparative Academic Growth         | Distinction Earned   |
| Postsecondary Readiness             | Distinction Earned   |
| Comparative Closing the Gaps        | Distinction Earned   |



# 2017-2018 CENTRAL TEXAS SCHOOL DISTRICT INFORMATION:

# TRAVIS COUNTY

|                                     |                    |
|-------------------------------------|--------------------|
| Vandegrift High School              | Met Standard       |
| ELA/Reading                         | Distinction Earned |
| Mathematics                         | Distinction Earned |
| Science                             | Distinction Earned |
| Social Studies                      | Distinction Earned |
| Postsecondary Readiness             | Distinction Earned |
| Comparative Closing the Gaps        | Distinction Earned |
| Vista Ridge High School             | Met Standard       |
| Mathematics                         | Distinction Earned |
| Science                             | Distinction Earned |
| Postsecondary Readiness             | Distinction Earned |
| Comparative Closing the Gaps        | Distinction Earned |
| Westside Elementary School          | Met Standard       |
| Whitestone Elementary School        | Met Standard       |
| William J Winkley Elementary School | Met Standard       |

## MANOR ISD www.manorisd.net

### DISTRICT SNAPSHOT

|  |         |
|--|---------|
| Overall TEA Grading (2017-2018)            | D       |
| Number of Campuses                         | 16      |
| Total Students (2017-2018)                 | 9,061   |
| Total Staff (2017 Teachers/Admin)          | 1,174.6 |
| STAAR Testing (Met Grade Level)            | 33%     |
| Dropout Rate (Grades 9-12)                 | 3.1%    |
| Four-Year Graduation Rate                  | 88.7%   |
| Scored At or Above the College Ready Level | 18.2%   |

SAT, ACT, or TSIA

### TEA ACCOUNTABILITY RATING

| CAMPUS                             | RATING               |
|------------------------------------|----------------------|
| Blake Manor Elementary School      | Met Standard         |
| Comparative Academic Growth        | Distinction Earned   |
| Bluebonnet Trail Elementary School | Met Standard         |
| Science                            | Distinction Earned   |
| Decker Elementary School           | Met Standard         |
| Science                            | Distinction Earned   |
| Decker Middle School               | Met Standard         |
| Manor Elementary School            | Met Standard         |
| Comparative Academic Growth        | Distinction Earned   |
| Manor Excel Academy                | Met Alt. Standard    |
| Manor High School                  | Met Standard         |
| Manor Middle School                | Improvement Required |
| Manor New Technology High          | Met Standard         |
| Oak Meadows Elementary School      | Met Standard         |
| Comparative Academic Growth        | Distinction Earned   |
| Pioneer Crossing Elementary School | Met Standard         |
| Presidential Meadows Elem.         | Improvement Required |
| Shadowglen Elementary School       | Met Standard         |

## MARBLE FALLS ISD www.marblefallsisd.org

### DISTRICT SNAPSHOT

|  |       |
|--|-------|
| Overall TEA Grading (2017-2018)            | B     |
| Number of Campuses                         | 7     |
| Total Students (2017-2018)                 | 4,225 |
| Total Staff (2017 Teachers/Admin)          | 639.5 |
| STAAR Testing (Met Grade Level)            | 42%   |
| Dropout Rate (Grades 9-12)                 | 1.3%  |
| Four-Year Graduation Rate                  | 92.9% |
| Scored At or Above the College Ready Level | 47.9% |

SAT, ACT, or TSIA

### TEA ACCOUNTABILITY RATING

| CAMPUS                       | RATING             |
|------------------------------|--------------------|
| Colt Elementary              | Met Standard       |
| Mathematics                  | Distinction Earned |
| Science                      | Distinction Earned |
| Comparative Academic Growth  | Distinction Earned |
| Comparative Closing the Gaps | Distinction Earned |
| Falls Career High School     | Met Alt. Standard  |
| Highland Lakes Elementary    | Met Standard       |
| Marble Falls Elementary      | Met Standard       |
| ELA/Reading                  | Distinction Earned |
| Mathematics                  | Distinction Earned |
| Postsecondary Readiness      | Distinction Earned |
| Marble Falls High School     | Met Standard       |
| Mathematics                  | Distinction Earned |
| Science                      | Distinction Earned |
| Social Studies               | Distinction Earned |
| Postsecondary Readiness      | Distinction Earned |
| Marble Falls Middle          | Met Standard       |
| Spicewood Elementary         | Met Standard       |
| ELA/Reading                  | Distinction Earned |
| Science                      | Distinction Earned |
| Comparative Academic Growth  | Distinction Earned |
| Postsecondary Readiness      | Distinction Earned |
| Comparative Closing the Gaps | Distinction Earned |

## PFLUGERVILLE ISD www.pflugervilleisd.net

### DISTRICT SNAPSHOT


|  |         |
|--|---------|
| Overall TEA Grading (2017-2018)            | B       |
| Number of Campuses                         | 32      |
| Total Students (2017-2018)                 | 25,269  |
| Total Staff (2017 Teachers/Admin)          | 3,096.5 |
| STAAR Testing (Met Grade Level)            | 52%     |
| Dropout Rate (Grades 9-12)                 | 1.3%    |
| Four-Year Graduation Rate                  | 97.8%   |
| Scored At or Above the College Ready Level | 48.6%   |

SAT, ACT, or TSIA

### TEA ACCOUNTABILITY RATING

| CAMPUS                        | RATING             |
|-------------------------------|--------------------|
| Brookhollow Elementary School | Met Standard       |
| Caldwell Elementary School    | Met Standard       |
| Cele Middle School            | Met Standard       |
| Comparative Closing the Gaps  | Distinction Earned |
| Copperfield Elementary School | Met Standard       |
| Dearing Elementary School     | Met Standard       |

|                                 |                    |
|---------------------------------|--------------------|
| Delco Primary                   | Met Standard       |
| Dessau Elementary School        | Met Standard       |
| Dessau Middle School            | Met Standard       |
| Hendrickson High School         | Met Standard       |
| Comparative Academic Growth     | Distinction Earned |
| Postsecondary Readiness         | Distinction Earned |
| Comparative Closing the Gaps    | Distinction Earned |
| Highland Park Elementary School | Met Standard       |
| ELA/Reading                     | Distinction Earned |
| Science                         | Distinction Earned |
| Postsecondary Readiness         | Distinction Earned |
| Comparative Closing the Gaps    | Distinction Earned |
| John B Connally High School     | Met Standard       |
| Mathematics                     | Distinction Earned |
| Science                         | Distinction Earned |
| Kelly Lane Middle School        | Met Standard       |
| Murchison Elementary School     | Met Standard       |
| Murchison Middle School         | Met Standard       |
| Northwest Elementary School     | Met Standard       |
| Park Crest Middle School        | Met Standard       |
| ELA/Reading                     | Distinction Earned |
| Science                         | Distinction Earned |
| Social Studies                  | Distinction Earned |
| Postsecondary Readiness         | Distinction Earned |
| Parmer Lane Elementary School   | Met Standard       |
| ELA/Reading                     | Distinction Earned |
| Mathematics                     | Distinction Earned |
| Science                         | Distinction Earned |
| Comparative Academic Growth     | Distinction Earned |
| Postsecondary Readiness         | Distinction Earned |
| Comparative Closing the Gaps    | Distinction Earned |
| Pflugerville Elementary School  | Met Standard       |
| Comparative Academic Growth     | Distinction Earned |
| Comparative Closing the Gaps    | Distinction Earned |
| Pflugerville High School        | Met Standard       |
| ELA/Reading                     | Distinction Earned |
| Mathematics                     | Distinction Earned |
| Science                         | Distinction Earned |
| Social Studies                  | Distinction Earned |
| Comparative Academic Growth     | Distinction Earned |
| Postsecondary Readiness         | Distinction Earned |
| Pflugerville Middle School      | Met Standard       |
| Comparative Closing the Gaps    | Distinction Earned |
| Riojas Elementary School        | Met Standard       |
| Comparative Closing the Gaps    | Distinction Earned |
| River Oaks Elementary School    | Met Standard       |
| Science                         | Distinction Earned |
| Comparative Academic Growth     | Distinction Earned |
| Postsecondary Readiness         | Distinction Earned |
| Comparative Closing the Gaps    | Distinction Earned |
| Rowe Lane Elementary School     | Met Standard       |
| ELA/Reading                     | Distinction Earned |
| Ruth Barron Elementary School   | Met Standard       |
| Springhill Elementary School    | Met Standard       |
| Comparative Academic Growth     | Distinction Earned |
| Timmerman Elementary School     | Met Standard       |
| Westview Middle School          | Met Standard       |
| Wieland Elementary School       | Met Standard       |
| Mathematics                     | Distinction Earned |
| Postsecondary Readiness         | Distinction Earned |
| Windermere Elementary School    | Met Standard       |
| ELA/Reading                     | Distinction Earned |
| Science                         | Distinction Earned |
| Comparative Academic Growth     | Distinction Earned |
| Comparative Closing the Gaps    | Distinction Earned |
| Windermere Primary              | Met Standard       |



# 2017-2018 CENTRAL TEXAS SCHOOL DISTRICT INFORMATION: WILLIAMSON COUNTY

## FLORENCE ISD

www.florenceisd.net

### DISTRICT SNAPSHOT

|  |       |
|--|-------|
| Overall TEA Grading (2017-2018)                                | C     |
| Number of Campuses   | 3     |
| Total Students (2017-2018)                                     | 1,046 |
| Total Staff (2017 Teachers/Admin)                              | 157.9 |
| STAAR Testing (Met Grade Level)                                | 35%   |
| Dropout Rate (Grades 9-12)                                     | 1.5%  |
| Four-Year Graduation Rate                                      | 93.8% |
| Scored At or Above the College Ready Level (SAT, ACT, or TSIA) | 30.6% |

### TEA ACCOUNTABILITY RATING

| CAMPUS                     | RATING             |
|----------------------------|--------------------|
| Florence Elementary School | Met Standard       |
| Florence Middle School     | Met Standard       |
| Florence High School       | Met Standard       |
| ELA/Reading                | Distinction Earned |
| Mathematics                | Distinction Earned |
| Science                    | Distinction Earned |

## GEORGETOWN ISD

www.georgetownisd.org

### DISTRICT SNAPSHOT

|  |         |
|--|---------|
| Overall TEA Grading (2017-2018)                                | B       |
| Number of Campuses   | 18      |
| Total Students (2017-2018)                                     | 11,508  |
| Total Staff (2017 Teachers/Admin)                              | 1,571.4 |
| STAAR Testing (Met Grade Level)                                | 42%     |
| Dropout Rate (Grades 9-12)                                     | 0.7%    |
| Four-Year Graduation Rate                                      | 94.3%   |
| Scored At or Above the College Ready Level (SAT, ACT, or TSIA) | 43.5%   |

### TEA ACCOUNTABILITY RATING

| CAMPUS                                  | RATING               |
|---|----------------------|
| Annie Purl Elementary School            | Met Standard         |
| Carver Elementary School                | Met Standard         |
| Charles A Forbes Middle School          | Improvement Required |
| Chip Richarte High School               | Met Alt Standard     |
| Dell Pickett Elementary School          | Met Standard         |
| Douglas Benold Middle School            | Met Standard         |
| East View High School                   | Met Standard         |
| ELA/Reading                             | Distinction Earned   |
| Mathematics                             | Distinction Earned   |
| Science                                 | Distinction Earned   |
| Postsecondary Readiness                 | Distinction Earned   |
| Frost Elementary School                 | Met Standard         |
| Georgetown Alter Prog                   | Not Rated            |
| Georgetown High School                  | Met Standard         |
| James E Mitchell Elem.School            | Improvement Required |
| James Tippit Middle School              | Met Standard         |
| Jo Ann Ford Elementary School           | Met Standard         |
| Comparative Closing the Gaps            | Distinction Earned   |
| Pat Cooper Elementary School            | Met Standard         |
| Raye McCoy Elementary School            | Met Standard         |
| Village Elementary School               | Met Standard         |
| Comparative Academic Growth             | Distinction Earned   |
| Postsecondary Readiness                 | Distinction Earned   |
| Williamson County JJAEP                 | Not Rated            |
| Williamson Co Juvenile Detention Center | Not Rated            |

## GRANGER ISD

www.grangerisd.net

### DISTRICT SNAPSHOT

|  |              |
|--|--------------|
| Overall TEA Grading (2017-2018)                                | Met Standard |
| Number of Campuses   | 1            |
| Total Students (2017-2018)                                     | 447          |
| Total Staff (2017 Teachers/Admin)                              | 66.3         |
| STAAR Testing (Met Grade Level)                                | 43%          |
| Dropout Rate (Grades 9-12)                                     | 0%           |
| Four-Year Graduation Rate                                      | 100%         |
| Scored At or Above the College Ready Level (SAT, ACT, or TSIA) | 27%          |

### TEA ACCOUNTABILITY RATING

| CAMPUS                      | RATING             |
|-----------------------------|--------------------|
| Granger School              | Met Standard       |
| Comparative Academic Growth | Distinction Earned |

## HUTTO ISD

www.hipponation.org

### DISTRICT SNAPSHOT

|  |       |
|--|-------|
| Overall TEA Grading (2017-2018)                                | C     |
| Number of Campuses   | 10    |
| Total Students (2017-2018)                                     | 7,218 |
| Total Staff (2017 Teachers/Admin)                              | 926.8 |
| STAAR Testing (Met Grade Level)                                | 48%   |
| Dropout Rate (Grades 9-12)                                     | 0.3%  |
| Four-Year Graduation Rate                                      | 97.4% |
| Scored At or Above the College Ready Level (SAT, ACT, or TSIA) | 31.1% |

### TEA ACCOUNTABILITY RATING

| CAMPUS                             | RATING             |
|------------------------------------|--------------------|
| Cottonwood Creek Elementary School | Met Standard       |
| Farley Middle School               | Met Standard       |
| Hutto Elementary School            | Met Standard       |
| Hutto High School                  | Met Standard       |
| Social Studies                     | Distinction Earned |
| Hutto Middle School                | Met Standard       |
| Social Studies                     | Distinction Earned |
| Nadine Johnson Elementary School   | Met Standard       |
| Ray Elementary School              | Met Standard       |
| Veterans Hill Elementary School    | Met Standard       |
| Williamson County Academy          | Not Rated          |

## JARRELL ISD


www.jarrellisd.org

### DISTRICT SNAPSHOT

|  |       |
|--|-------|
| Overall TEA Grading (2017-2018)                                | C     |
| Number of Campuses   | 5     |
| Total Students (2017-2018)                                     | 1,698 |
| Total Staff (2017 Teachers/Admin)                              | 218.8 |
| STAAR Testing (Met Grade Level)                                | 39%   |
| Dropout Rate (Grades 9-12)                                     | 1.2%  |
| Four-Year Graduation Rate                                      | 100%  |
| Scored At or Above the College Ready Level (SAT, ACT, or TSIA) | 28.1% |

### TEA ACCOUNTABILITY RATING

| CAMPUS                    | RATING             |
|---------------------------|--------------------|
| Jarrell Elementary School | Met Standard       |
| Jarrell High School       | Met Standard       |
| Science                   | Distinction Earned |
| Postsecondary Readiness   | Distinction Earned |
| Jarrell Intermediate      | Met Standard       |
| Jarrell Middle School     | Met Standard       |
| Lott Detention Center     | Not Rated          |
| Williamson County JJAEP   | Not Rated          |





# 2017-2018 CENTRAL TEXAS SCHOOL DISTRICT INFORMATION: WILLIAMSON COUNTY

## LEANDER ISD

www.leanderisd.org

### DISTRICT SNAPSHOT

|  |        |
|--|--------|
| Overall TEA Grading (2017-2018)                              | B      |
| Number of Campuses   | 43     |
| Total Students (2017-2018)                                   | 38,936 |
| Total Staff (2017 Teachers/Admin)                            | 4,698  |
| STAAR Testing (Met Grade Level)                              | 65%    |
| Dropout Rate (Grades 9-12)                                   | 0.1%   |
| Four-Year Graduation Rate                                    | 96.9%  |
| Scored At or Above the College Ready Level SAT, ACT, or TSIA | 65.4%  |

### TEA ACCOUNTABILITY RATING

#### CAMPUS RATING

|                                     |                    |
|-------------------------------------|--------------------|
| Ada Mae Faubion Elementary School   | Met Standard       |
| Artie L Henry Middle School         | Met Standard       |
| Science                             | Distinction Earned |
| Social Studies                      | Distinction Earned |
| Comparative Academic Growth         | Distinction Earned |
| Postsecondary Readiness             | Distinction Earned |
| Comparative Closing the Gaps        | Distinction Earned |
| Bagdad Elementary School            | Met Standard       |
| Block House Creek Elementary School | Met Standard       |
| C C Mason Elementary School         | Met Standard       |
| Comparative Academic Growth         | Distinction Earned |
| Canyon Ridge Middle School          | Met Standard       |
| Science                             | Distinction Earned |
| Postsecondary Readiness             | Distinction Earned |
| Comparative Closing the Gaps        | Distinction Earned |
| Cedar Park High School              | Met Standard       |
| Science                             | Distinction Earned |
| Postsecondary Readiness             | Distinction Earned |
| Comparative Closing the Gaps        | Distinction Earned |
| Cedar Park Middle School            | Met Standard       |
| Comparative Closing the Gaps        | Distinction Earned |
| Charlotte Cox Elementary School     | Met Standard       |
| ELA/Reading                         | Distinction Earned |
| Science                             | Distinction Earned |
| Comparative Academic Growth         | Distinction Earned |
| Christine Camacho Elementary School | Met Standard       |
| Cypress Elementary School           | Met Standard       |
| Deer Creek Elementary School        | Met Standard       |
| Florence W Stiles Middle School     | Met Standard       |
| Four Points Middle School           | Met Standard       |
| ELA/Reading                         | Distinction Earned |
| Science                             | Distinction Earned |
| Social Studies                      | Distinction Earned |
| Postsecondary Readiness             | Distinction Earned |
| Grandview Hills Elementary School   | Met Standard       |
| ELA/Reading                         | Distinction Earned |
| Mathematics                         | Distinction Earned |
| Comparative Academic Growth         | Distinction Earned |
| Postsecondary Readiness             | Distinction Earned |
| Comparative Closing the Gaps        | Distinction Earned |
| Knox Wiley Middle School            | Met Standard       |
| Comparative Academic Growth         | Distinction Earned |
| Laura Welch Bush Elementary School  | Met Standard       |
| Mathematics                         | Distinction Earned |
| Science                             | Distinction Earned |
| Comparative Academic Growth         | Distinction Earned |
| Postsecondary Readiness             | Distinction Earned |
| Comparative Closing the Gaps        | Distinction Earned |
| Leander High School                 | Met Standard       |
| Mathematics                         | Distinction Earned |
| Social Studies                      | Distinction Earned |
| Comparative Closing the Gaps        | Distinction Earned |
| Leander Middle School               | Met Standard       |
| Social Studies                      | Distinction Earned |
| Comparative Academic Growth         | Distinction Earned |
| Comparative Closing the Gaps        | Distinction Earned |
| Lois F Giddens Elementary School    | Met Standard       |
| New Hope High School                | Met Alt Standard   |
| Officer Leonard A Reed Elem. School | Met Standard       |
| Parkside Elementary School          | Met Standard       |

|                                     |                    |
|-------------------------------------|--------------------|
| Patricia Knowles Elementary School  | Met Standard       |
| Pauline Naumann Elementary School   | Met Standard       |
| Comparative Academic Growth         | Distinction Earned |
| Pleasant Hill Elementary School     | Met Standard       |
| River Place Elementary School       | Met Standard       |
| ELA/Reading                         | Distinction Earned |
| River Ridge Elementary School       | Met Standard       |
| Mathematics                         | Distinction Earned |
| Science                             | Distinction Earned |
| Comparative Academic Growth         | Distinction Earned |
| Comparative Closing the Gaps        | Distinction Earned |
| Ronald Reagan Elementary School     | Met Standard       |
| Rouse High School                   | Met Standard       |
| Comparative Closing the Gaps        | Distinction Earned |
| Running Brushy Middle School        | Met Standard       |
| Comparative Academic Growth         | Distinction Earned |
| Comparative Closing the Gaps        | Distinction Earned |
| Rutledge Elementary School          | Met Standard       |
| Science                             | Distinction Earned |
| Comparative Closing the Gaps        | Distinction Earned |
| Steiner Ranch Elementary School     | Met Standard       |
| ELA/Reading                         | Distinction Earned |
| Comparative Academic Growth         | Distinction Earned |
| Postsecondary Readiness             | Distinction Earned |
| Comparative Closing the Gaps        | Distinction Earned |
| Vandegrift High School              | Met Standard       |
| ELA/Reading                         | Distinction Earned |
| Mathematics                         | Distinction Earned |
| Science                             | Distinction Earned |
| Social Studies                      | Distinction Earned |
| Postsecondary Readiness             | Distinction Earned |
| Comparative Closing the Gaps        | Distinction Earned |
| Vista Ridge High School             | Met Standard       |
| Mathematics                         | Distinction Earned |
| Science                             | Distinction Earned |
| Postsecondary Readiness             | Distinction Earned |
| Comparative Closing the Gaps        | Distinction Earned |
| Westside Elementary School          | Met Standard       |
| Whitestone Elementary School        | Met Alt Standard   |
| William J Winkley Elementary School | Met Standard       |
| Williamson County Academy           | Not Rated          |
| Williamson County Detention Center  | Not Rated          |

## LIBERTY HILL ISD

www.libertyhill.txd.net


### DISTRICT SNAPSHOT

|  |       |
|--|-------|
| Overall TEA Grading (2017-2018)                              | A     |
| Number of Campuses   | 7     |
| Total Students (2017-2018)                                   | 4,013 |
| Total Staff (2017 Teachers/Admin)                            | 407.7 |
| STAAR Testing (Met Grade Level)                              | 60%   |
| Dropout Rate (Grades 9-12)                                   | 0.6%  |
| Four-Year Graduation Rate                                    | 94.5% |
| Scored At or Above the College Ready Level SAT, ACT, or TSIA | 71.1% |

### TEA ACCOUNTABILITY RATING

#### CAMPUS RATING

|                                |                    |
|--------------------------------|--------------------|
| Bill Burden Elementary School  | Met Standard       |
| Liberty Hill Elementary School | Met Standard       |
| Liberty Hill High School       | Met Standard       |
| Liberty Hill Intermediate      | Met Standard       |
| Liberty Hill Junior High       | Met Standard       |
| Comparative Academic Growth    | Distinction Earned |



# 2017-2018 CENTRAL TEXAS SCHOOL DISTRICT INFORMATION: WILLIAMSON COUNTY

## ROUND ROCK ISD

www.roundrockisd.org

### DISTRICT SNAPSHOT

|  |         |
|--|---------|
| Overall TEA Grading (2017-2018)                              | A       |
| Number of Campuses   | 56      |
| Total Students (2017-2018)                                   | 48,919  |
| Total Staff (2017 Teachers/Admin)                            | 6,344.6 |
| STAAR Testing (Met Grade Level)                              | 66%     |
| Dropout Rate (Grades 9-12)                                   | 0.4%    |
| Four-Year Graduation Rate                                    | 96.1%   |
| Scored At or Above the College Ready Level SAT, ACT, or TSIA | 63.4%   |

### TEA ACCOUNTABILITY RATING

#### CAMPUS

#### RATING

|                                     |                    |
|-------------------------------------|--------------------|
| Anderson Mill Elementary School     | Met Standard       |
| Blackland Prairie Elementary School | Met Standard       |
| Comparative Academic Growth         | Distinction Earned |
| Comparative Closing the Gaps        | Distinction Earned |
| Bluebonnet Elementary School        | Met Standard       |
| Brushy Creek Elementary School      | Met Standard       |
| Mathematics                         | Distinction Earned |
| Comparative Academic Growth         | Distinction Earned |
| Postsecondary Readiness             | Distinction Earned |
| C D Fulkes Middle School            | Met Standard       |
| Cactus Ranch Elementary School      | Met Standard       |
| ELA/Reading                         | Distinction Earned |
| Mathematics                         | Distinction Earned |
| Science                             | Distinction Earned |
| Comparative Academic Growth         | Distinction Earned |
| Postsecondary Readiness             | Distinction Earned |
| Comparative Closing the Gaps        | Distinction Earned |
| Caldwell Heights Elementary School  | Met Standard       |
| Canyon Creek Elementary School      | Met Standard       |
| ELA/Reading                         | Distinction Earned |
| Mathematics                         | Distinction Earned |
| Science                             | Distinction Earned |
| Comparative Academic Growth         | Distinction Earned |
| Postsecondary Readiness             | Distinction Earned |
| Comparative Closing the Gaps        | Distinction Earned |

#### Canyon Vista Middle School

ELA/Reading  
Mathematics  
Science  
Social Studies  
Comparative Academic Growth  
Postsecondary Readiness

#### Cedar Ridge High School

ELA/Reading  
Science  
Postsecondary Readiness

#### Cedar Valley Middle School

ELA/Reading  
Mathematics  
Social Studies  
Comparative Academic Growth  
Postsecondary Readiness  
Comparative Closing the Gaps

#### Chandler Oaks Elementary

Comparative Closing the Gaps

#### Chisholm Trail Middle School

Mathematics  
Science  
Social Studies  
Comparative Academic Growth  
Postsecondary Readiness  
Comparative Closing the Gaps

#### Claude Berkman Elementary School

#### Deep Wood Elementary School

Deerpark Middle School  
ELA/Reading  
Science

Comparative Academic Growth

#### Double File Trail Elementary School

Comparative Academic Growth

#### Elementary School DAEP

Elsa England Elementary School  
Science

#### Fern Bluff Elementary School

ELA/Reading  
Science  
Comparative Academic Growth

#### Forest Creek Elementary School

Comparative Closing the Gaps

#### Forest North Elementary School

#### Gattis Elementary School

Great Oaks Elementary School  
Science

Postsecondary Readiness

#### Hopewell Middle School

Mathematics  
Postsecondary Readiness

#### James Garland Walsh Middle School

ELA/Reading  
Mathematics  
Science  
Social Studies  
Comparative Academic Growth  
Postsecondary Readiness  
Comparative Closing the Gaps

#### Jollyville Elementary School

#### Kathy Caraway Elementary School

ELA/Reading  
Postsecondary Readiness  
Comparative Closing the Gaps

#### Laurel Mountain Elementary School

ELA/Reading  
Mathematics  
Science  
Comparative Academic Growth  
Postsecondary Readiness  
Comparative Closing the Gaps

#### Met Standard

Distinction Earned  
Distinction Earned  
Distinction Earned  
Distinction Earned  
Distinction Earned  
Distinction Earned

#### Met Standard

Distinction Earned  
Distinction Earned  
Distinction Earned

#### Met Standard

Distinction Earned  
Distinction Earned  
Distinction Earned  
Distinction Earned  
Distinction Earned  
Distinction Earned

#### Met Standard

Distinction Earned

#### Met Standard

Distinction Earned  
Distinction Earned  
Distinction Earned  
Distinction Earned  
Distinction Earned  
Distinction Earned

#### Met Standard

#### Met Standard

Met Standard  
Distinction Earned  
Distinction Earned  
Distinction Earned

#### Met Standard

Distinction Earned  
Distinction Earned

#### Not Rated

Met Standard  
Distinction Earned

#### Met Standard

Distinction Earned  
Distinction Earned  
Distinction Earned

#### Met Standard

#### Met Standard

#### Met Standard

#### Met Standard

Distinction Earned  
Distinction Earned

#### Met Standard

Distinction Earned  
Distinction Earned

#### Met Standard

Distinction Earned  
Distinction Earned  
Distinction Earned  
Distinction Earned  
Distinction Earned  
Distinction Earned

#### Met Standard

#### Met Standard

Distinction Earned  
Distinction Earned  
Distinction Earned

#### Met Standard

Distinction Earned  
Distinction Earned  
Distinction Earned  
Distinction Earned  
Distinction Earned  
Distinction Earned

#### Linda Herrington Elementary School

ELA/Reading  
Mathematics  
Science  
Comparative Academic Growth  
Postsecondary Readiness  
Comparative Closing the Gaps

#### Live Oak Elementary School

Science

#### McNeil High School

ELA/Reading  
Mathematics  
Science  
Postsecondary Readiness

#### Neysa Callison Elementary School

#### Noel Grisham Middle School

ELA/Reading  
Social Studies

#### Old Town Elementary School

Science

#### Patsy Sommer Elementary School

ELA/Reading  
Mathematics  
Science  
Comparative Academic Growth  
Postsecondary Readiness  
Comparative Closing the Gaps

#### PFC Robert P Hernandez Middle School

Social Studies

#### Pond Springs Elementary School

ELA/Reading

#### Purple Sage Elementary School

#### Ridgeview Middle School

#### Round Rock High School

ELA/Reading  
Mathematics  
Science  
Postsecondary Readiness  
Comparative Closing the Gaps

#### Round Rock Opportunity Center DAEP

#### Spicewood Elementary School

ELA/Reading  
Science  
Comparative Academic Growth  
Postsecondary Readiness  
Comparative Closing the Gaps

#### Stony Point High School

Mathematics  
Social Studies  
Postsecondary Readiness

#### Success High School

#### Teravista Elementary School

Science  
Postsecondary Readiness  
Comparative Closing the Gaps

#### Union Hill Elementary School

Mathematics  
Comparative Academic Growth

#### Vic Robertson Elementary School

#### Wells Branch Elementary School

Comparative Academic Growth

#### Westwood High School

ELA/Reading  
Mathematics  
Science  
Social Studies  
Postsecondary Readiness  
Comparative Closing the Gaps

#### Williamson County JJAEP

#### WM S Lott Juvenile Center

#### Xenia Voigt Elementary School

#### Met Standard

Distinction Earned  
Distinction Earned  
Distinction Earned  
Distinction Earned  
Distinction Earned  
Distinction Earned

#### Met Standard

Distinction Earned

#### Met Standard

Distinction Earned  
Distinction Earned  
Distinction Earned  
Distinction Earned

#### Met Standard

#### Met Standard

Distinction Earned  
Distinction Earned

#### Met Standard

Distinction Earned

#### Met Standard

Distinction Earned  
Distinction Earned  
Distinction Earned  
Distinction Earned  
Distinction Earned  
Distinction Earned

#### Met Standard

Distinction Earned

#### Met Standard

Distinction Earned

#### Met Standard

#### Met Standard

#### Met Standard

Distinction Earned  
Distinction Earned  
Distinction Earned  
Distinction Earned  
Distinction Earned

#### Not Rated

#### Met Standard

Distinction Earned  
Distinction Earned  
Distinction Earned  
Distinction Earned  
Distinction Earned

#### Met Standard

Distinction Earned  
Distinction Earned  
Distinction Earned

#### Met Alt Standard

#### Met Standard

Distinction Earned  
Distinction Earned  
Distinction Earned

#### Met Standard

Distinction Earned  
Distinction Earned

#### Met Standard

#### Met Standard

Distinction Earned

#### Met Standard

Distinction Earned  
Distinction Earned  
Distinction Earned  
Distinction Earned  
Distinction Earned  
Distinction Earned

#### Not Rated

#### Not Rated

#### Met Standard



# 2017-2018 CENTRAL TEXAS SCHOOL DISTRICT INFORMATION:

# HAYS COUNTY

## DRIPPING SPRINGS ISD

www.dsisd.txed.net

### DISTRICT SNAPSHOT

|  |       |
|--|-------|
| Overall TEA Grading (2017-2018)            | A     |
| Number of Campuses                         | 7     |
| Total Students (2017-2018)                 | 6,430 |
| Total Staff (2017 Teachers/Admin)          | 726.2 |
| STAAR Testing (Met Grade Level)            | 69%   |
| Dropout Rate (Grades 9-12)                 | 0.4%  |
| Four-Year Graduation Rate                  | 98%   |
| Scored At or Above the College Ready Level | 61.3% |

SAT, ACT, or TSIA

### TEA ACCOUNTABILITY RATING

| CAMPUS                             | RATING             |
|------------------------------------|--------------------|
| Dripping Springs Elementary School | Met Standard       |
| Science                            | Distinction Earned |
| Comparative Academic Growth        | Distinction Earned |
| Dripping Springs High School       | Met Standard       |
| Dripping Springs Middle School     | Met Standard       |
| Rooster Springs Elementary School  | Met Standard       |
| Sycamore Springs Elementary School | Met Standard       |
| Sycamore Springs Middle School     | Met Standard       |
| Science                            | Distinction Earned |
| Walnut Springs Elementary School   | Met Standard       |

## HAYS CISD

www.hayscisd.net

### DISTRICT SNAPSHOT

|  |         |
|--|---------|
| Overall TEA Grading (2017-2018)            | C       |
| Number of Campuses                         | 22      |
| Total Students (2017-2018)                 | 19,788  |
| Total Staff (2017 Teachers/Admin)          | 2,463.8 |
| STAAR Testing (Met Grade Level)            | 44%     |
| Dropout Rate (Grades 9-12)                 | 2.6%    |
| Four-Year Graduation Rate                  | 87.1%   |
| Scored At or Above the College Ready Level | 34.3%   |

SAT, ACT, or TSIA

### TEA ACCOUNTABILITY RATING

| CAMPUS                              | RATING             |
|-------------------------------------|--------------------|
| Armando Chapa Middle School         | Met Standard       |
| Blanco Vista Elementary School      | Met Standard       |
| Buda Elementary School              | Met Standard       |
| Camino Real Elementary School       | Met Standard       |
| Carpenter Hill Elementary School    | Met Standard       |
| D J Red Simon Middle School         | Met Standard       |
| Dr. TC McCormick Jr Middle School   | Met Standard       |
| Elm Grove Elementary School         | Met Standard       |
| Eric Dahlstrom Middle School        | Met Standard       |
| Hays County Juvenile Justice Alt Ed | Not Rated          |
| Hemphill Elementary School          | Met Standard       |
| Jack C Hays High School             | Met Standard       |
| Kyle Elementary School              | Met Standard       |
| Laura B Negley Elementary School    | Met Standard       |
| Science                             | Distinction Earned |
| Comparative Academic Growth         | Distinction Earned |
| Comparative Closing the Gaps        | Distinction Earned |
| Laura B. Wallace Middle School      | Met Standard       |
| Lehman High School                  | Met Standard       |
| Live Oak Academy                    | Met Standard       |
| R C Barton Middle School            | Met Standard       |
| ELA/Reading                         | Distinction Earned |
| Comparative Academic Growth         | Distinction Earned |
| Comparative Closing the Gaps        | Distinction Earned |
| Ralph Pfluger Elementary School     | Met Standard       |
| Mathematics                         | Distinction Earned |
| Comparative Academic Growth         | Distinction Earned |
| Postsecondary Readiness             | Distinction Earned |
| Comparative Closing the Gaps        | Distinction Earned |
| Science Hall Elementary School      | Met Standard       |
| Comparative Academic Growth         | Distinction Earned |
| Susie Fuentes Elementary School     | Met Standard       |
| Comparative Academic Growth         | Distinction Earned |
| Tobias Elementary School            | Met Standard       |
| Tom Green Elementary School         | Met Standard       |

## WIMBERLEY ISD

www.wimberley.txed.net

### DISTRICT SNAPSHOT

|  |       |
|--|-------|
| Overall TEA Grading (2017-2018)            | A     |
| Number of Campuses                         | 4     |
| Total Students (2017-2018)                 | 2,437 |
| Total Staff (2017 Teachers/Admin)          | 313   |
| STAAR Testing (Met Grade Level)            | 57%   |
| Dropout Rate (Grades 9-12)                 | 0.4%  |
| Four-Year Graduation Rate                  | 98.1% |
| Scored At or Above the College Ready Level | 57.2% |

SAT, ACT, or TSIA

### TEA ACCOUNTABILITY RATING

| CAMPUS                         | RATING             |
|--------------------------------|--------------------|
| Danforth Jr. High              | Met Standard       |
| Jacob's Well Elementary School | Met Standard       |
| Scudder Primary                | Met Standard       |
| Wimberley High School          | Met Standard       |
| Science                        | Distinction Earned |
| Social Studies                 | Distinction Earned |

## SAN MARCOS CISD

www.smcisd.net

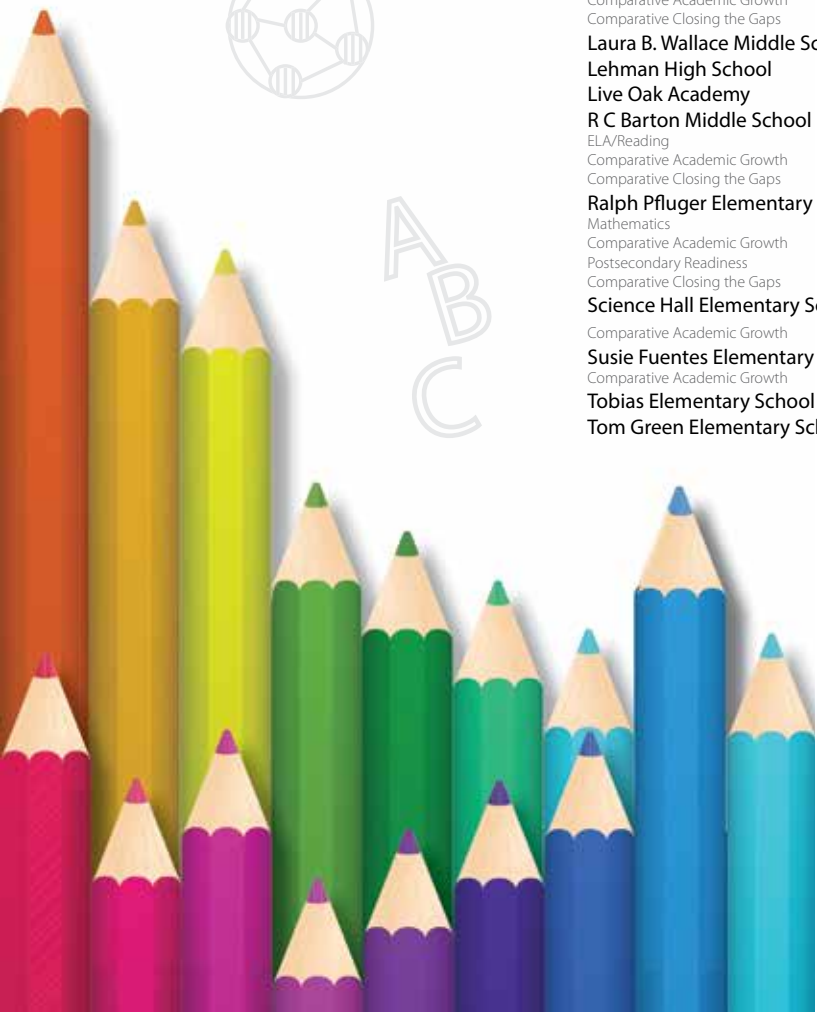
### DISTRICT SNAPSHOT

|  |         |
|--|---------|
| Overall TEA Grading (2017-2018)            | C       |
| Number of Campuses                         | 10      |
| Total Students (2017-2018)                 | 8,167   |
| Total Staff (2017 Teachers/Admin)          | 1,175.6 |
| STAAR Testing (Met Grade Level)            | 37%     |
| Dropout Rate (Grades 9-12)                 | 1.5%    |
| Four-Year Graduation Rate                  | 87.8%   |
| Scored At or Above the College Ready Level | 29.3%   |

SAT, ACT, or TSIA

### TEA ACCOUNTABILITY RATING

| CAMPUS                      | RATING             |
|-----------------------------|--------------------|
| Bowie Elementary School     | Met Standard       |
| Crockett Elementary School  | Met Standard       |
| ELA/Reading                 | Distinction Earned |
| Postsecondary Readiness     | Distinction Earned |
| DeZavala Elementary School  | Met Standard       |
| Goodnight Middle School     | Met Standard       |
| Hernandez Elementary School | Met Standard       |
| Mendez Elementary           | Met Standard       |
| Miller Middle School        | Met Standard       |
| Social Studies              | Distinction Earned |
| San Marcos High School      | Met Standard       |
| Travis Elementary           | Met Standard       |



# TEXAS NATIONAL TITLE OFFICE LOCATIONS

We're expanding fast to cover and close in all areas of Central Texas.  
Check the Texas National Title website for exciting new locations opening soon.

## **MIRA VISTA**

2705 Bee Cave Rd, Suite 150  
Austin, TX 78746  
(512) 381-9910

## **NORTHWEST**

12515 Research Blvd.,  
Suite 130, Building 7  
Austin, TX 78759  
(512) 337-0913

## **360 / WESTLAKE**

3600B N. Capital of Texas Hwy, Suite 110  
Austin, TX 78746  
(512) 337-0906

## **BUDA**

589 N FM 1626, Suite 202  
Buda, TX 78610  
(512) 337-0925

## **DRIPPING SPRINGS**

721 Hwy. 290 West, Suite 200  
Dripping Springs, TX 78620  
(512) 337-0940

## **WIMBERLEY**

13600 Ranch Road 12, Suite D,  
Wimberley, TX 78676  
(512) 337-0931

## **LAKEWAY**

1008 RR 620 South, Suite 204  
Lakeway, TX 78734  
(512) 337-0800

## **CEDAR PARK**

305 Denali Pass, Suite A  
Cedar Park, TX 78613  
(512) 337-0300

## **GEORGETOWN**

950 W. University Ave., Suite 205  
Georgetown, TX 78626  
(512) 688-5630

## **ROUND ROCK**

2300 Greenhill Drive, Suite 810  
Round Rock, TX 78664  
(512) 337-0900

*Closings and Great Service,  
Straight Ahead!*

**TNT**  
**TEXAS NATIONAL TITLE**  
A MOTHER LODE COMPANY

[WWW.TEXASNATIONALTITLE.COM](http://WWW.TEXASNATIONALTITLE.COM)